

ST 060 400 7371

- rosette Ø 60 mm
- head part with cut-to-length spindle and sleeve



Individual components of this set

You need the following components for this set

1x 11 170 370-08



1x 36 607 371-08





MADISON Wall valve clockwise closing 1/2" - Platinum

MADISON










ST 060 400 7371

ST 060 400 7371

- for basin fittings

NOTE: Mixers are supplied without lever inserts.
Please order the lever inserts separately!



| | | |
|------------------------------------------------------------------------------------|------------------------------|---------------|
|  | Platinum | 11 170 370-08 |
|  | Chrome | 11 170 370-00 |
|  | Gold (23.9kt) | 11 170 370-01 |
|  | Brushed Platinum | 11 170 370-06 |
|  | Durabass (23kt Gold) | 11 170 370-09 |
|  | white | 11 170 370-12 |
|  | black | 11 170 370-13 |
|  | Brushed Durabass (23kt Gold) | 11 170 370-28 |
|  | Brushed Dark Platinum | 11 170 370-99 |

ST 060 400 7371



ST 060 400 7371

Parts for other
finishes can be found
here: [Chrome](#)





MADISON Wall valve clockwise closing 1/2" - Platinum

MADISON

ST 060 400 7371

Certificates

DVGW_DW-
6501DN0116.

WRAS_2011026.

IAPMO_4976 (1).

LGA_29931.

WRAS_2010066.

DVGW_DW-
6512DN0706.

LGA_29932.



MADISON Wall valve clockwise closing 1/2" - Platinum

MADISON

ST 060 400 7371

ST 060 400 7371





MADISON Wall valve clockwise closing 1/2" - Platinum

MADISON

ST 060 400 7371